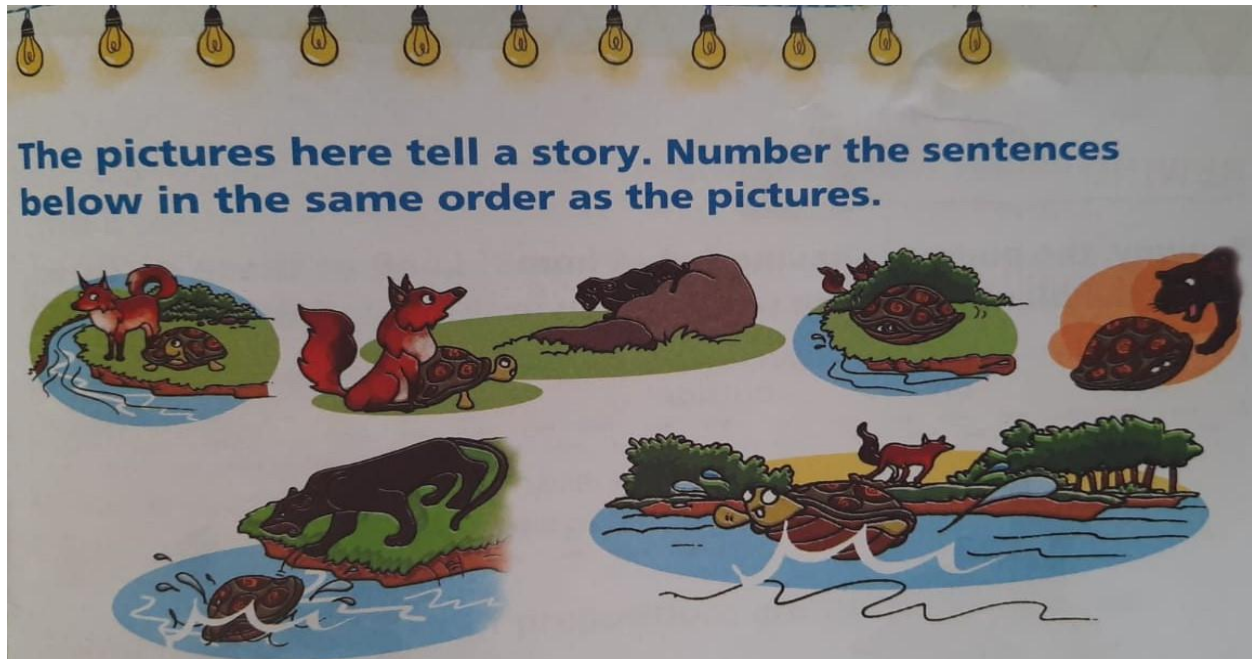


**ENGLISH:**

**Day 1**

**The Fox and the Turtle**



The pictures here tell a story. Number the sentences below in the same order as the pictures.

- 1 Once upon a time, there lived a fox and a turtle.
- The panther scratched the turtle's shell and tried to bite it. But nothing happened.
- The fox then called out, 'Push him into the water. His shell will become soft. Then, you can eat him.'
- The turtle swam away to safety. The fox ran away.
- The panther pushed the turtle into the stream.
- The fox hid in the bushes, and the turtle went into his shell.
- One day, the fox and the turtle spotted a panther in the forest.

**Day 2**

Complete the composition with help of the words given.

horses    village    cat                    dogs    milk    kittens  
hay        pond        grandmother    cow        cock    hen

In June we went to a \_\_\_\_\_



where my \_\_\_\_\_ lives. She has a farm.



On her farm there are many animals. There are two

\_\_\_\_\_ , a \_\_\_\_\_ with



its \_\_\_\_\_ , three \_\_\_\_\_ ,



one \_\_\_\_\_ as well as a \_\_\_\_\_



and a \_\_\_\_\_ . Every morning she



feeds her animals with \_\_\_\_\_



or \_\_\_\_\_ .



\_\_\_\_\_ on the farm.



# MATHS

## Measurement

### Money

Watch the video to understand the concept of addition and subtraction of money

[https://www.youtube.com/watch?v=aBG\\_l8WBdlk](https://www.youtube.com/watch?v=aBG_l8WBdlk)

#### Task 1

$\begin{array}{r} 64 \text{ paise} \\ - 36 \text{ paise} \\ \hline \end{array}$	$\begin{array}{r} 83 \text{ paise} \\ - 69 \text{ paise} \\ \hline \end{array}$	$\begin{array}{r} 70 \text{ paise} \\ - 51 \text{ paise} \\ \hline \end{array}$
$\begin{array}{r} ₹ 80 \\ - ₹ 63 \\ \hline \end{array}$	$\begin{array}{r} ₹ 110 \\ - ₹ 76 \\ \hline \end{array}$	$\begin{array}{r} ₹ 500 \\ - ₹ 235 \\ \hline \end{array}$
$\begin{array}{r} 82 \text{ p} \\ - 37 \text{ p} \\ \hline \end{array}$	$\begin{array}{r} 73 \text{ p} \\ - 48 \text{ p} \\ \hline \end{array}$	$\begin{array}{r} 90 \text{ p} \\ - 67 \text{ p} \\ \hline \end{array}$

#### Task 2

Arrange the amount and subtract the following:































- a)  23.90 from  50
- b)  15.75 from  62.25
- c)  9.5 from  22.05
- d)  25 from  42.28

## Patterns and Function

### Assessment on Pattern

#### Day 2

What comes next? Circle the correct answer (a, b or c)

- 1) 1, 1,2, 1,2,3      2,4,3,5      3,2,1      1,2,3,4  
a      b      c
- 2)             
a      b      c
- 3)             
a      b      c
- 4)             
a      b      c
- 5)             
a      b      c
- 6) A AB ABC      CAB ABCD ABA  
a      b      c
- 7) A1 B2 C3      D4 B2 E5  
a      b      c
- 8)             
a      b      c

\*\* What comes next

1.	10, 20, 30, 40, 50, 60, 70, 80,	
2.	A, B, A, A, B, B, A, A, A, B, B,	
3.	1, 3, 5, 7, 9, 11, 13, 15, 17, 19,	
4.	A, B, A, A, B, A, A, A, B, A, A, A,	

\*\* Create a pattern using any:

Number

Shape

Alphabet

Symbol

Identifies the pattern and complete the series. (checklist)

Identifies and uses patterns in odd or even	Identifies and uses patterns in skip counting	Identifies and uses patterns in addition and subtraction	Identifies and uses patterns in alphabet
---	---	--	--

Creates patterns in variety of ways using geometrical shapes. (checklist)

Creates pattern using numbers	Creates pattern using shapes	Creates pattern using alphabets	Creates pattern using symbols
-------------------------------	------------------------------	---------------------------------	-------------------------------

## HINDI

### समानार्थी शब्द (Synonyms)

#### अभ्यास-कार्य

#### Day1

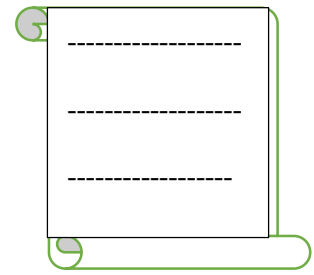


- कुछ समान अर्थ वाले शब्द-

पानी -	जल	नीर	वारि
सूर्य-	सूरज	रवि	दिनकर
हवा-	वायु	पवन	समीर
पृथ्वी-	धरती	भूमि	धरा
आग-	अग्नि	ज्वाला	अनल
आँख-	नयन	नेत्र	लोचन
ईश्वर-	भगवान	प्रभु	परमात्मा
पेड़-	वृक्ष	पादप	तरु

#### अभ्यास-कार्य





- एक जैसे अर्थ वाले शब्दों को अलग-अलग बॉक्स में लिखिए-

पवन मेघ समीर वाटिका बाग हवा बादल बगीचा जलद



## Day 2

दिए गए चित्रों के सामने उनके दो-दो नाम लिखिए-

	----- -----		----- -----
	----- -----		----- -----

२. वर्ग पहली में से चित्रों के दो-दो नाम पहचानिए और गोला लगाइए-



कि	ता	ब	चं	प	ज
च	सू	र्य	द्र	क्षी	मे
बा	द	ल	मा	ल	घ
बे	ख	श	शि	ग्रं	पा
टा	ग	पु	त्र	थ	ल
स	मी	र	सू	र	ज



UOI

Day 1

Think about...

What really made you think while you were learning?

What did you find difficult?

What helped you when things got difficult?

What did you need more help with?


What did you enjoy most?




What did you learn?





Unit -6

Theme - Where we are in place and time

 PYP Transdisciplinary Theme  
**Where We Are in Place and Time**

An inquiry into orientation in place and time; personal histories; homes and journeys; the discoveries, explorations and migrations of humankind; relationships between and the interconnectedness of individuals and civilizations, from local and global perspectives.

Task 1

Explore the intro letter

Learners will create a theme page of their own choice using images.



Our Central Idea \_\_\_\_\_

Our Lines of Inquiry

---

---

---

My Questions

---

---

---

### **Day 3**

#### **Task-2**

Do you agree or disagree with the following statement?

Living today is more comfortable and easier than when your grandparents were children.

#### **Brainstorming**

Watch this video

<https://www.youtube.com/watch?v=U-r-xHln6nE>

Reflect your understanding

*What are the differences between the past and the present life? Are the differences making living today easier than in the past? So, what are they?*

<i>Past</i>	<i>Present</i>


### **Day 4**

#### **Task-3**

#### **Unwrapping of TD Theme - Where we are in place and time**

**Activity:-**

Learners will explore their surroundings and find the things that make their work easier. They will list and draw them.



# Famous People

Identify these famous people.



1



2



3



4



5



6



7



8

- (a) Meghan Markle    (b) Bill Gates    (c) Dalai Lama    (d) Mark Zuckerberg  
(e) Nirmala Sitharaman    (f) Donald Trump    (g) Vladimir Putin    (h) Xi Jinping

HELP BOX

Identify these great Indians.



1



2



3



4



5



6



7



8

- (a) Kasturba Gandhi
- (b) Swami Vivekananda
- (c) Subhash Chandra Bose
- (d) Sardar Patel
- (e) Lal Bahadur Shastri
- (f) Bhimrao Ambedkar
- (g) Bhagat Singh
- (h) Mahatma Gandhi

HELP BOX

**Music:**

**Music:**

लाल बत्ती कहती थम थम थम थम  
अरे चलते चलते रुकते हम चलते चलते रुकते हम

पिली बत्ती कहती है होशियार होशियार  
चलने को होते तय्यार चलने को होते तय्यार

हरी बत्ती कहती है चलते जाओ चलते जाओ  
आगे आगे बढ़ते जाओ आगे बढ़ते जाओ

**Writing Practice:**

Complete page no: 19 and 20 in English Cursive Book.